














TYPE OF LICENSES		Collaborator	Professional		Business		
Method of accounting for licenses		Named user	Concurrent		Concurrent		
USER INTERFACE		WEB - Responsive	WEB - Responsive	Tablet - Phone		WEB - Tablet	Computer
Operating system		 Chrome Safari Explorer & Edge Firefox	 Chrome Safari Explorer & Edge Firefox	   	   	 Chrome Safari Explorer & Edge Firefox	 Windows SaaS - Cloud
LEGEND  ONLINE  CELLULAR NETWORKS  OFFLINE							
FUNCTIONALITIES							
Overall	Personalized help files in addition to default Guide Ti ones	●	●	●	●	●	All functions of the Guide TI PC interface
	WO approval via email	●	●	●	●	●	
	Requisition approval via email	●	●	●	●	●	
	Invoice approval via email	●	●	●	●	●	
Work Order	Create WOs	●	●	●	●	●	
	View work order Lists	●	●	●	●	●	
	Batch modification of WO	●	●	●	●	●	
	Change the Status of / close the WO	●	●	●	●	●	
	Create linked WO steps		●	●	●	●	
	"WO wizard" easy WO entry tool	●	●	●	●	●	
	Share a WO with teammates			●	●		
	Phone call / email from within WO	●	●	●	●	●	
	Discussion thread on WO	●	●	●	●	●	
	Duplicate WO warning	●	●	●	●	●	
	Add attachments to WOs (photo, video, audio)	●	●	●	●	●	
	View attached WO documents	●	●	●	●	●	
	View attached documents from an asset	●	●	●	●	●	
	Edit a PDF file			●	●		
	Simple parts list		●	●	●	●	
	View required parts for the WO		●	●	●	●	
	View parts used on the WO		●	●	●	●	
	Take charge of WO - "Pool" list		●	●	●	●	
	Geolocated a WO	●	●	●	●	●	
	My maps (geolocation)		●	●	●	●	
Part check-outs via barcode		●	●	●	●		
Manually add expenses to WOs			●	●			
View related safety documents for WO (procedures, LOTO, etc...)	Reference only	●	●	●	●		
Record measurements / readings within WO		●	●	●	●		
WO closing per activity line (compliant, non-compliant, cancelled)		●	●	●	●		
Start / Stop work timer on WO (punch clock)		●	●	●	●		
Record time worked on a WO		●	●	●	●		
Record equipment stop / start times (for recording Downtime)		●	●	●	●		
Mandatory fields at WO closing		●	●	●	●		
						All functions of the Guide TI PC interface	

TYPE OF LICENSES	Collaborator	Professional		Business		
Method of accounting for licenses	Named user	Concurrent		Concurrent		
USER INTERFACE	WEB - Responsive	WEB - Responsive	Tablet - Phone		WEB - Tablet	Computer
Operating system	Chrome Safari Explorer & Edge Firefox	Chrome Safari Explorer & Edge Firefox			Chrome Safari Explorer & Edge Firefox	Windows SaaS - Cloud
LEGEND	ONLINE	CELLULAR NETWORKS	OFFLINE			

FUNCTIONALITIES (CONT'D)						
Follow-Up	Scheduling follow-up (Supervisor)					●
Equipment	Search Asset	●	●	●	●	●
	Technical datasheets for equipment (specifications)	●	●	●	●	●
	Attached documents for the equipment (procedures, manuals, drawings, etc...)	●	●	●	●	●
	WO history for the equipment		●	●	20 WO	●
	Current open WOs for the equipment		●	●	20 WO	●
	Asset parts catalog "BOM"		●			●
	Geolocation		●			●
	Batch modification of assets/components		●			●
	Activity lines history by Asset		●			●
	Technical notice on asset		●			●
Warranties on asset		●			●	
Inventory	Inventory adjustment			●		
	Cycle counts			●		
	Part issues information per equipment			●		
	Part issues on WO		●	●		●
	Part issues information per accounting code			●		
	Part issues information per storeroom			●		
	Part summary list		●			●
	Required parts on WO		●	●		●
	Equipment parts catalog		●	●		●
	Parts requests on WO		●	●		●

All functions of the Guide TI PC interface

MANAGEMENT OF CONCURRENT LICENSES

Types of licenses	Recording		
COLLABORATOR	WEB	Named user	A named user is a user with a Guide Ti access code OR responsibility (Buyer, Foreman, Requester (Service), Requisitioner, Budget Manager, Agreement Manager, Warehouse Manager, Stakeholder (workflow), Manager).
PROFESSIONAL	MOBILE	Concurrent Mobile	At login to the application, Guide Ti checks out a "Professional" License from the "Professional" License bank. When the application is disconnected, Guide Ti releases the "Professional" License from the "Professional" License bank. Closing the application does not result in disconnection in order to receive notifications Network loss or aircraft mode does not release license. Network loss or "X" minutes of inactivity (minimum 60 minutes) can be configured to release the license automatically.
	WEB	Concurrent WEB	At login to the web page, Guide Ti checks out a "Professional" License from the "Professional" License bank. When the application is disconnected, Guide Ti releases the "Professional" License from the "Professional" License bank. Closing the browser does not cause a Logout. "X" minutes of inactivity can be configured to release the license automatically.
BUSINESS	PC	Concurrent PC	At Login to the application, Guide Ti checks out a "Business" License from the "Business" License bank. When the application is disconnected, Guide Ti releases the "Business" License from the "Business" License bank. Closing the application results in the release of the License. "X" minutes of inactivity can be configured to release the license automatically.
	WEB	Concurrent WEB	At login to the web page, Guide Ti checks out a "Business" License from the "Business" License Bank. When the application is disconnected, Guide Ti releases the "Business" License from the "Business" License Bank. Closing the browser does not cause a Logout.

Version 20250120-prospectEN